










## Year 5/6 Home learning: WB 14.12.20



This is your child's learning for the week where you can access the different learning on each day. If you need any assistance, please contact your child's class teacher. Most of the learning is accessible on any device with the internet and you will need a device to access 'Zoom' (either by website or by browser.)

The blue text can be clicked on to take you straight to the website page where there are videos and the learning expected. Please complete learning in a home learning book provided by school or on paper and then upload this to See-Saw so that your teacher can see it and respond to it.

Day of the week.	VALUES	Maths recall and rehearse 	Maths Learning 	Activity breaks	Reading	Spelling Email your child's class teacher for the current spelling list.	English (writing) Live lesson	Wider curriculum + RE 
Monday	Show our value of the month – <b>Thankfulness</b> and record it in your values passport or in your home learning book.	TTRS – practice your timetables using the app/website	<a href="#">Divide Fractions by integers.</a> <a href="#">Week 12</a>	<a href="#">Joe Wicks 5 minute exercise part 1:</a>	AND/ OR  Set a timer and:  Jog on the spot for one minute.  Do as many press-ups as you can in one minute.	Read the next part of your reading book.  Practice writing each spelling three times in your book. LOOK – SAY – COVER – WRITE - CHECK	9:00am-10:00am.  Your password and zoom link will be sent in a separate email.	Computing <a href="#">Connecting Crumbles</a>
Tuesday		AND/OR  Mathletics practice	<a href="#">Four Rules with Fractions.</a> <a href="#">Week 12</a>	<a href="#">Joe Wicks 5 minute exercise part 2:</a>	Write a sentence or two summarising your book so far.	Use the website <a href="#">"The word-search maker"</a> to create a wordsearch using your spellings to then play.		Science: <a href="#">How much do we rely on electricity.</a>
Wednesday		AND/OR  Ask a family member to help you practice your timetables for five minutes.	<a href="#">Fractions of an amount.</a> <a href="#">Week 12</a>	<a href="#">Cosmic kids Yoga:</a>	Draw a picture of an event from your book and describe what is	Put your spellings in alphabetic order.	Please arrive promptly to start with your resources ready	<a href="#">Topic What are The North American Countries and Geological Features?</a>
Thursday		You could use <a href="#">this website</a> to help.	<a href="#">Fractions of an amount- find the whole.</a>	<a href="#">Joe Wicks 5 minute exercise part 3 :</a>	Read the next part of your reading book.	Use a dictionary (real of online) to define each of your words.	Your child will be able to access the same link each day at the same time for their live lesson.	RE: Islam <a href="#">How do Muslims express their faith?</a>
Friday			END OF TERM MERRY CHRISTMAS 	END OF TERM MERRY CHRISTMAS 	END OF TERM MERRY CHRISTMAS. 	END OF TERM- MERRY CHRISTMAS 		END OF TERM- MERRY CHRISTMAS. 